

ean  
congress

Helsinki  
2025

11<sup>th</sup> Congress of the  
European Academy  
of Neurology

June 21 – 24

# Congress Report – Industry



[www.ean.org/helsinki2025](http://www.ean.org/helsinki2025)

## Numbers at a glance

SCIENCE SPREAD ALL OVER THE WORLD: PARTICIPANTS FROM **113** COUNTRIES



**57**  
INDUSTRY PARTNERS



**405**

INVITED SPEAKERS

**2,251**

SUBMITTED ABSTRACTS



**2,152**

ACCEPTED ABSTRACTS



**8,289**

PARTICIPANTS  
6,383 ONSITE  
1,906 VIRTUAL



**15**

SESSION ROOMS



**2,594 m<sup>2</sup>**

EXHIBITION

95 ONSITE EXHIBITORS INCLUDING  
41 NEUROHOOD EXHIBITORS  
5 START-UP EXHIBITORS



**22,724**



ONLINE LIVE VIEWERS IN ALL SESSIONS COMBINED

**12,058**

TOTAL ONLINE LIVE VIEWING TIME IN HOURS



**302**

SESSIONS

MORE THAN

**10,200**

CUPS OF COFFEE




**2,890**




AVERAGE CALORIES BURNED BY ONE OPERATIONAL STAFF MEMBER PER DAY

## Registration Statistics


### General Attendance 2016–2025



Copenhagen 2016  
5,521



Amsterdam 2017  
6,004




Lisbon 2018  
6,766



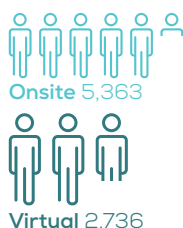
Oslo 2019  
6,919




Virtual 2020  
43,844




Virtual 2021  
11,095



Europe 2022  
8,099



Budapest 2023  
7,722



Helsinki 2024  
9,024




Helsinki 2025  
8,289

## Gender


**MALE**  
46.3 %

**FEMALE**  
53.6 %

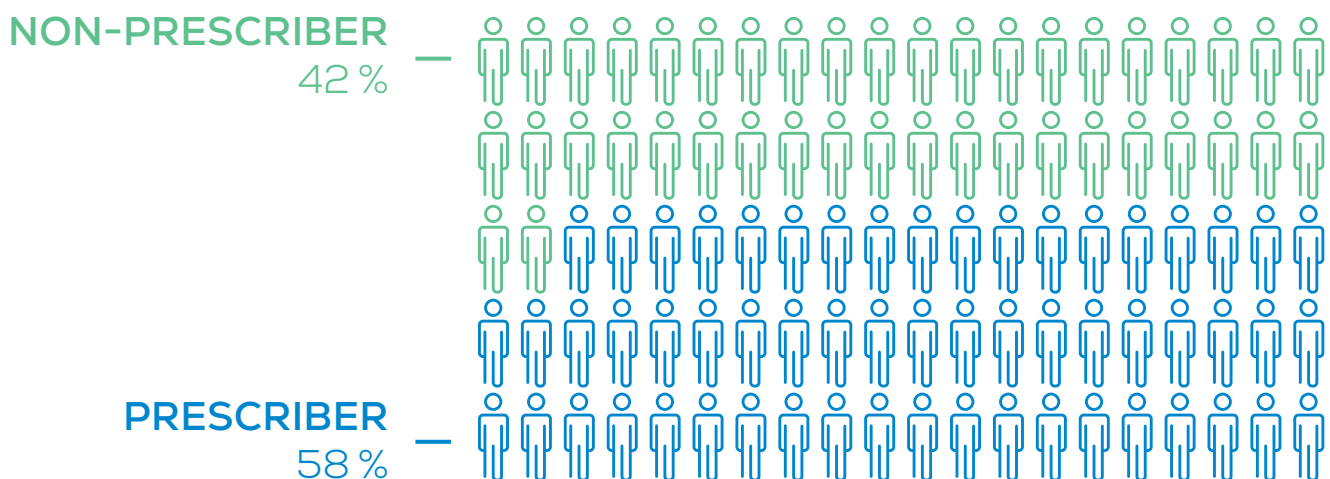
**DIVERSE**  
0.1 %



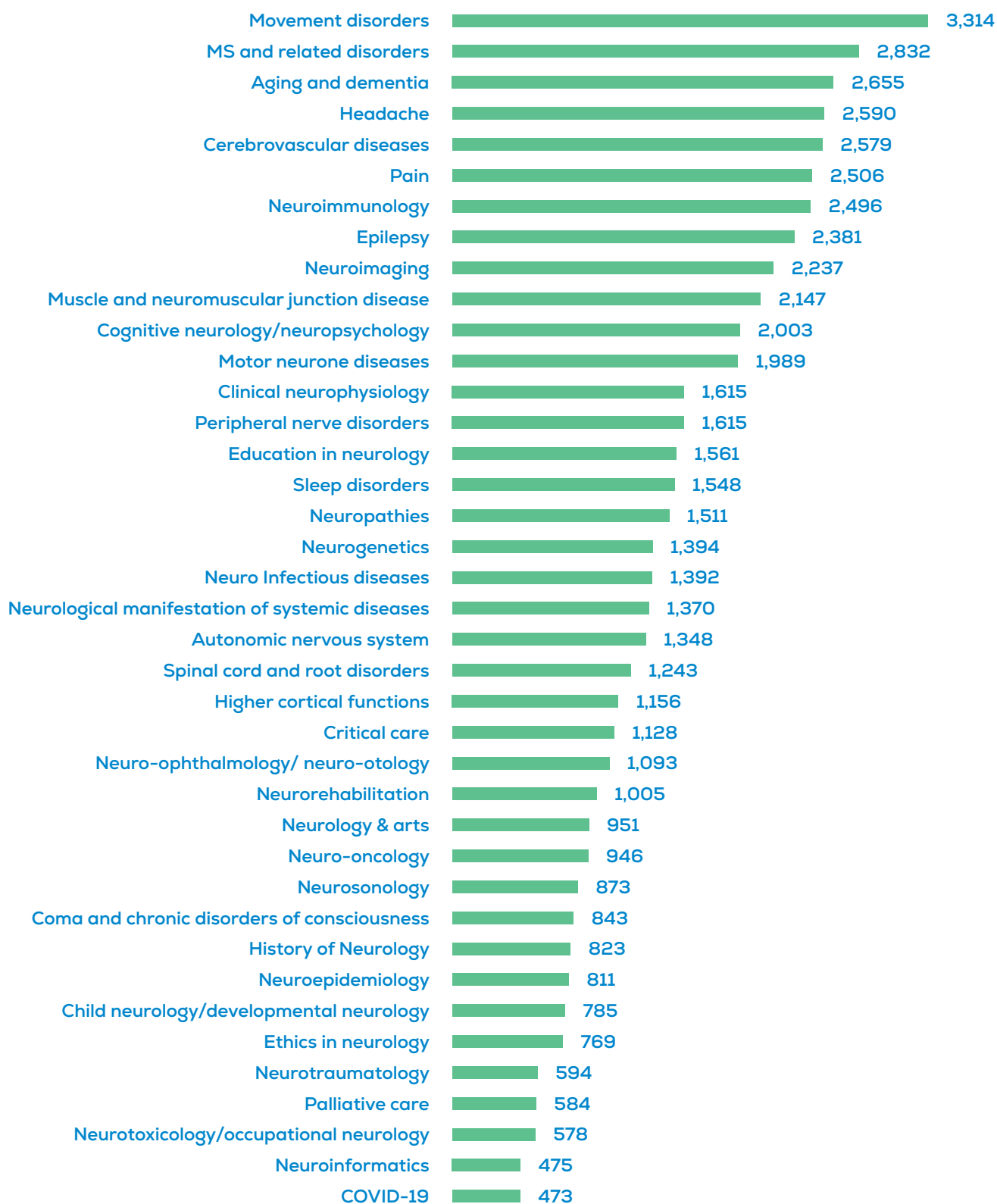
Congress Profession



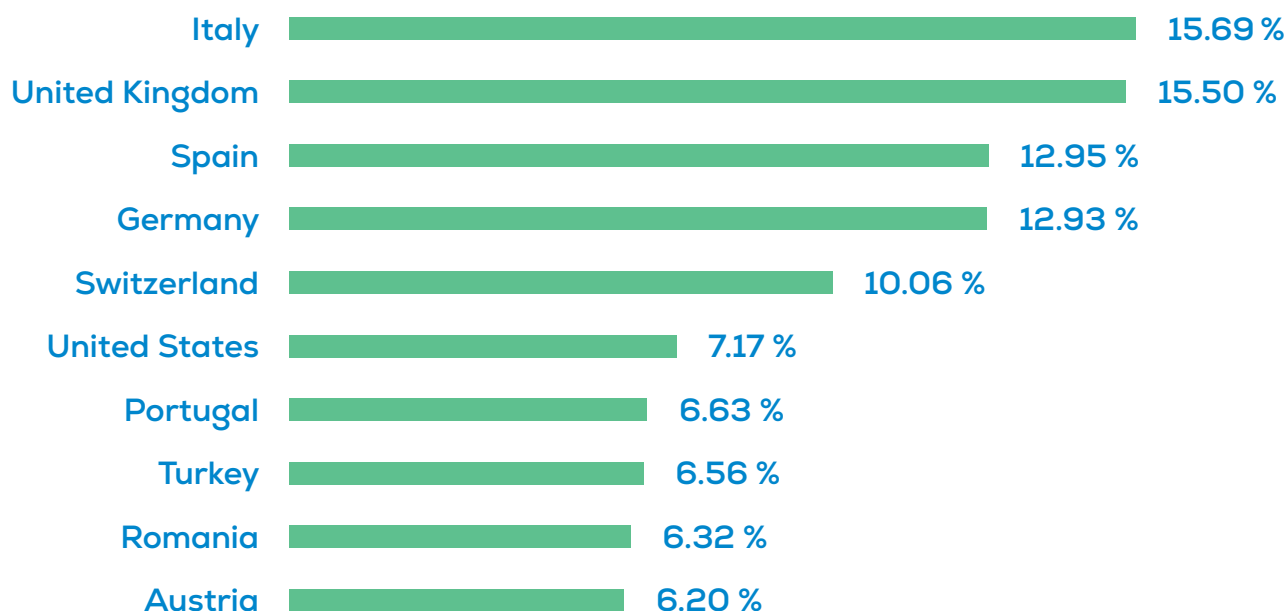
Prescriber vs. Non-Prescriber



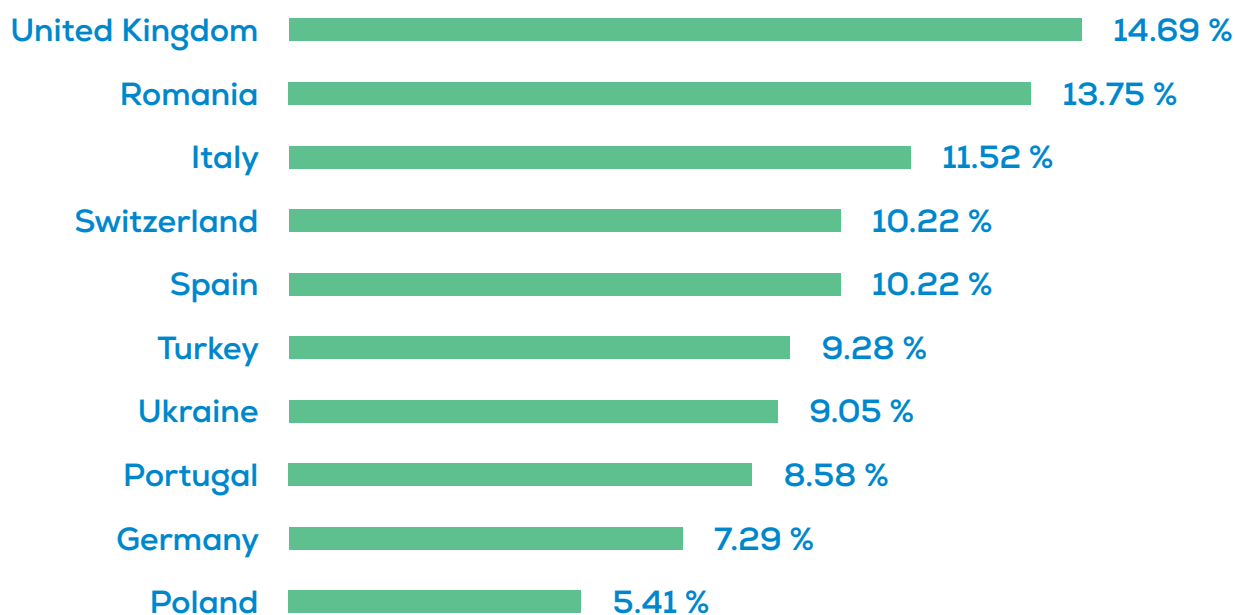
## Participants by topic of interest



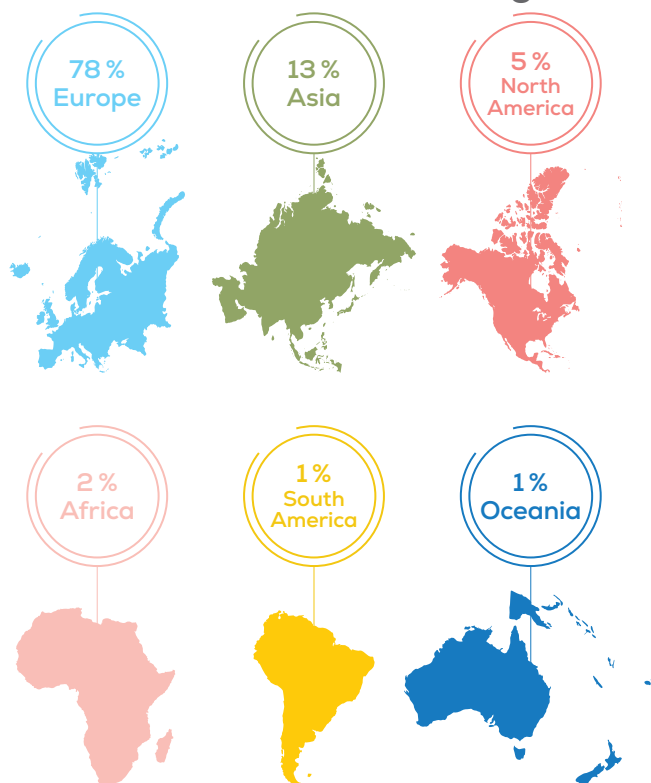
### Top 10 Countries (onsite and virtual registrations)



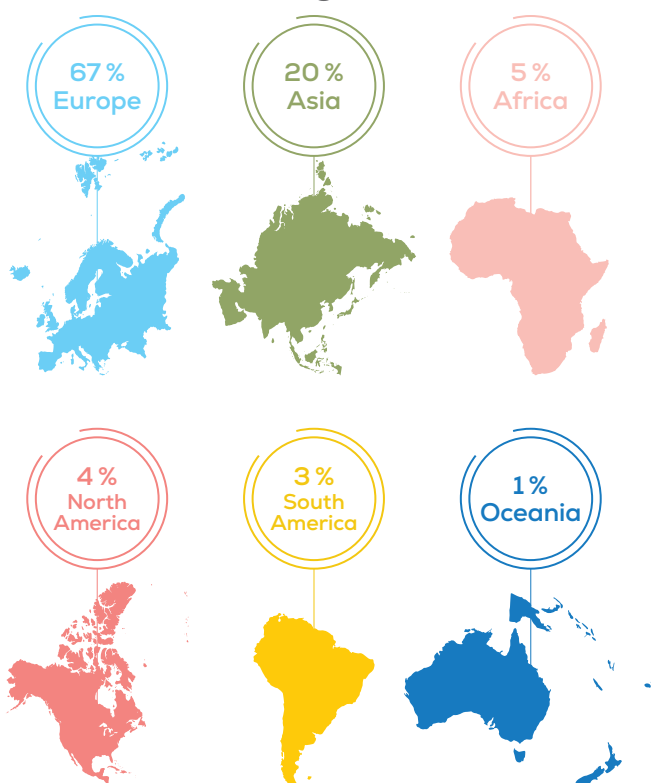
### Top 10 Countries (virtual registrations only)



Participants by Continent (onsite and virtual registrations)



Participants by Continent (virtual registrations only)



## Programme Statistics

**302** SESSIONS IN TOTAL  
INCL. INDUSTRY SESSIONS

**42** SCIENTIFIC SESSIONS

- 3 Plenary Sessions
- 1 Topical Symposium
- 11 Symposia
- 15 Focused Workshops
- 12 Special Sessions

**95** EDUCATIONAL SESSIONS

- 19 Teaching Courses
- 8 Interactive Sessions
- 9 Case Based Workshops
- 4 Career Development Sessions
- 12 Hands on Courses
- 34 Scientific Theatre Sessions
- 1 Networking Session
- 8 Controversy Sessions

**108** ORAL, EPRESENTATIONS &  
EPOSTER SESSIONS

- 23 Oral Sessions
- 36 ePresentation Sessions
- 48 ePoster Sessions
- 1 Tournament Final

**14** TV STUDIO  
SESSIONS

**43** INDUSTRY SESSIONS

- 30 Satellite Symposia
- 5 Satellite Sessions
- 8 Forum Talks

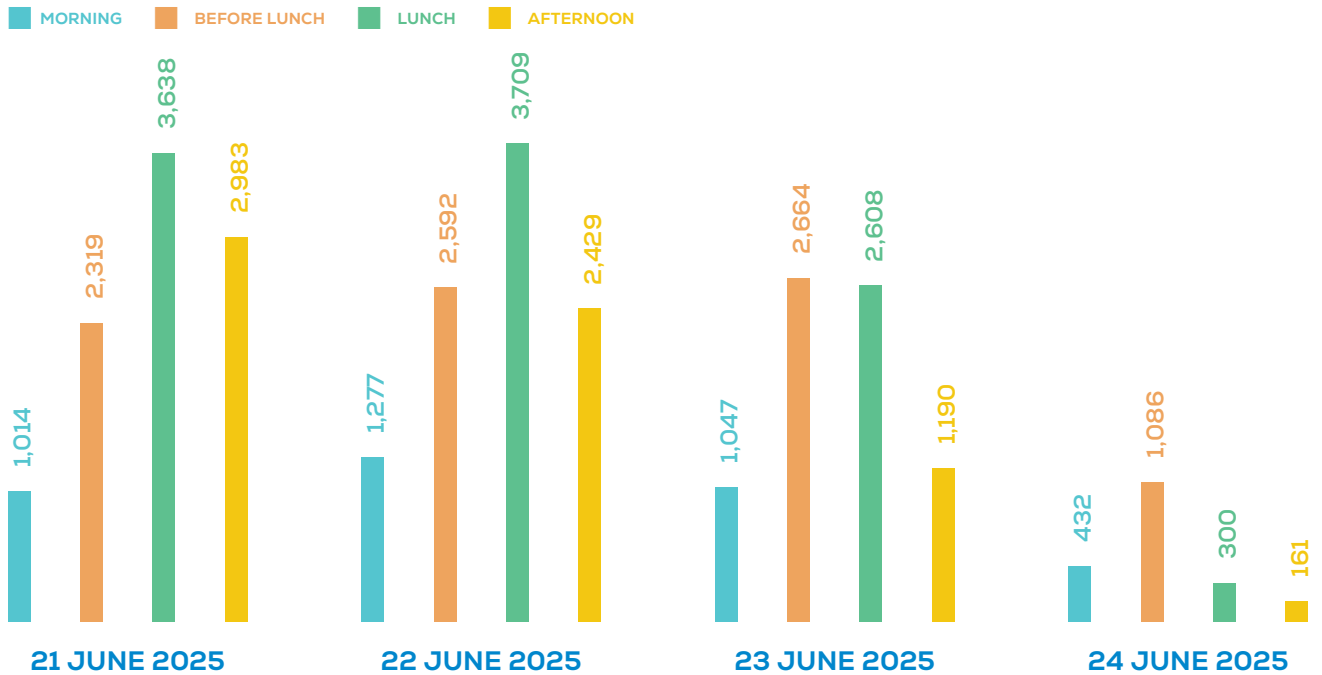
**405** INVITED  
SPEAKERS

**15** SESSION ROOMS

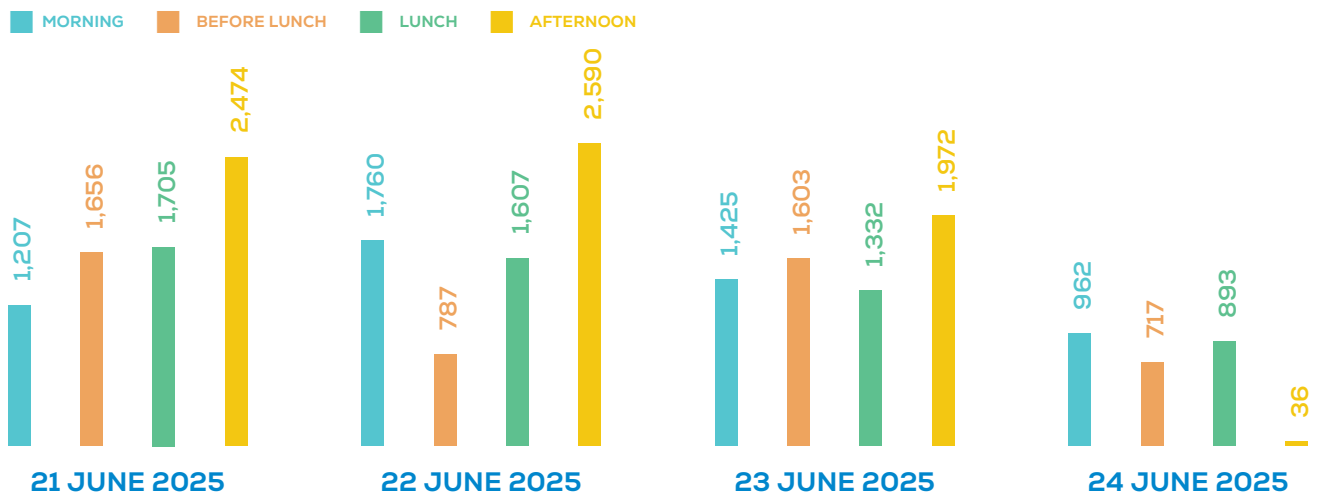
- 1 Main Auditorium
- 10 regular session rooms
- 1 Scientific Theatre
- 1 Case Based Workshop Room
- 1 Hands on Course Room
- 1 TV Studio



### Session Participation per daytime (onsite)



### Unique Viewers Live per daytime (virtual)

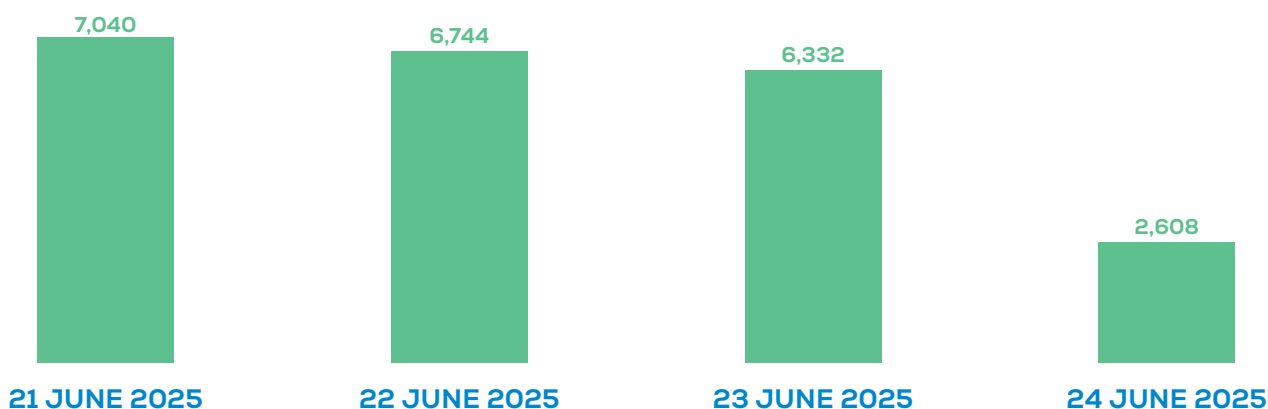


## Virtual Congress Platform Statistics

### Session Attendance live

22,724 TOTAL LIVE VIEWERS

12,058 H TOTAL LIVE VIEWING TIME



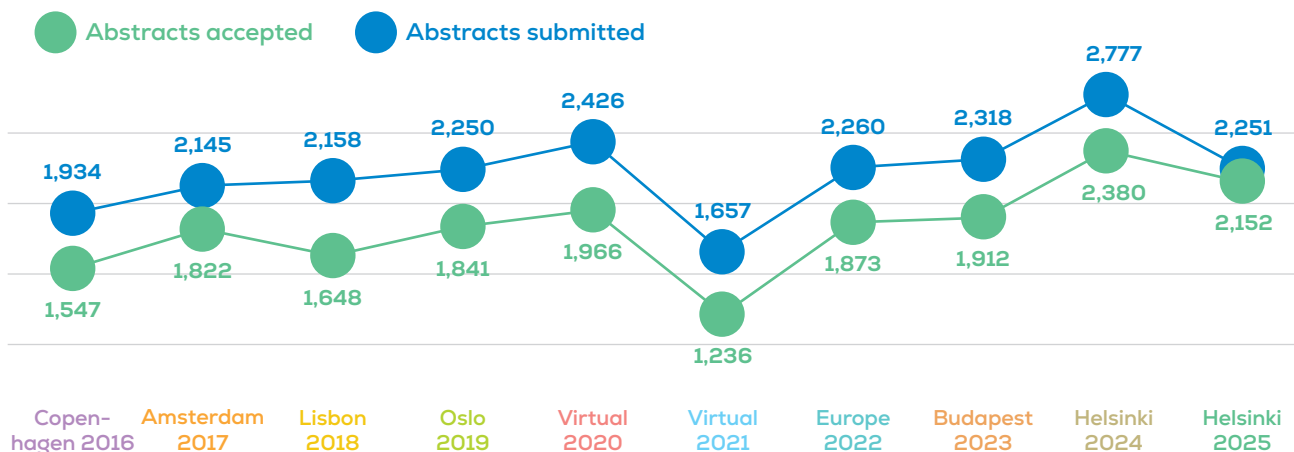
### On-Demand Performance

18,179 TOTAL ON-DEMAND VIEWERS

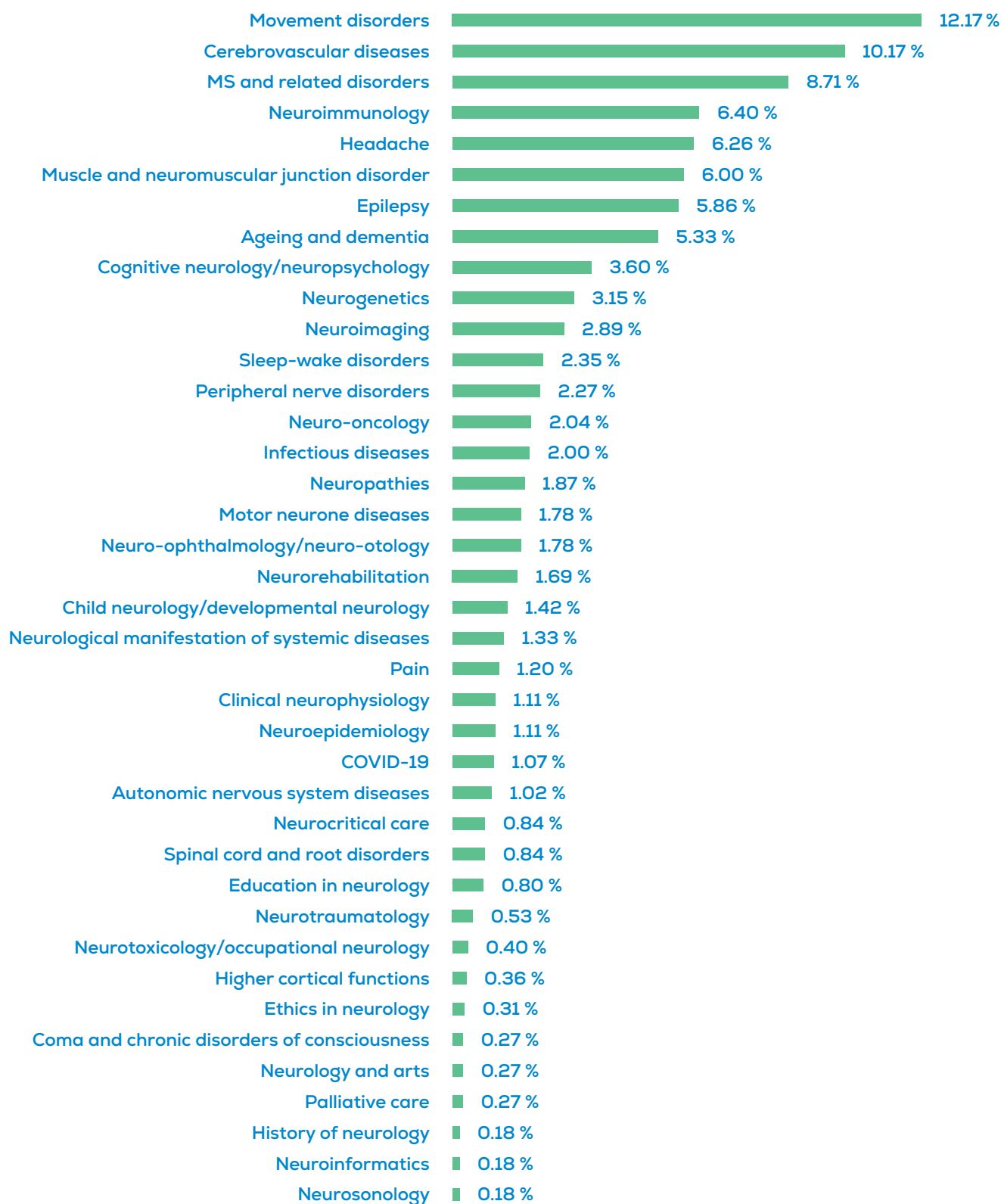
6,765 H TOTAL ON-DEMAND VIEWING TIME

## Abstract Statistics

### Abstract Submission / Acceptance 2016-2025



## Abstracts submitted by topic



## Industry Activities

### 5 PREMIUM SPONSORS



### 8 MAJOR SPONSORS



### 9 TOP SPONSORS



### 6 CONTRIBUTORS



### 24 SPONSORS & EXHIBITORS

AstraZeneca | CeGaT | DEYMED Diagnostic | Dr. Reddy's Laboratories | Fujirebio | Immunic Therapeutics | Immunovant | Impeto Medical | JO Health | Lupin Neurosciences | MDPI | Medoc | Medscape | Merz Therapeutics | Natus | Neuroelectrics | Orion Pharma | Prilenia | Springer Medicine | StellarQ | Storz Medical | Wieslab Diagnostic Services | Wisepress | Wolters Kluwer

### 5 START-UPS

Adamant Health | IntraBio | machineMD | NADMED | neuroClues

Exhibition space, virtual exhibition and industry sessions  
EAN Congress 2017–2025

<b>ean congress Amsterdam 2017</b>	<b>ean congress Lisbon 2018</b>	<b>ean congress Oslo 2019</b>
1,940 sqm exhibiton	2,230 sqm exhibiton	2,615 sqm exhibiton
17 Satellite Symposia	20 Satellite Symposia	20 Satellite Symposia
7 Forum Talks	1 3-Day Satellite Session	2 3-Day Satellite Sessions
	9 Forum Talks	8 Forum Talks
<b>ean congress virtual 2020</b>	<b>ean congress virtual 2021</b>	<b>ean congress Europe 2022</b>
50 virtual exhibitors	56 virtual exhibitors	2,332 sqm exhibiton
20 Satellite Symposia	24 Satellite Symposia	10 virtual exhibitors
2 3-Day Satellite Sessions	6 3-Day Satellite Sessions	23 Satellite Symposia
9 Forum Talks	4 Forum Talks	5 3-Day Satellite Sessions
	2 Early Bird Satellite Sessions	4 Forum Talks
		1 Early Bird Satellite Sessions
<b>ean congress Budapest 2023</b>	<b>ean congress Helsinki 2024</b>	<b>ean congress Helsinki 2025</b>
2,387 sqm exhibiton	2,346 sqm exhibiton	2,594 sqm exhibiton
5 virtual exhibitors	12 Product Theatre Sessions	5 Product Theatre Sessions
25 Satellite Symposia	20 Satellite Symposia	30 Satellite Symposia
2 3-Day Satellite Sessions	10 Satellite Sessions	5 Satellite Sessions
8 Forum Talks	4 Forum Talks	8 Forum Talks

## Benchmarks for Industry Sessions Attendance

### Session Attendance of Industry Sessions (onsite)

Value	21 June 2025	22 June 2025	23 June 2025	all days
Sum	3,833	4,356	2,904	11,093
Max	611	422	420	611
Min	31	47	75	31
Median	341	277	229	243.5
Average	294.8	272.25	223.4	264.1

### Unique live viewers of Industry Sessions per day (virtual)

Value	21 June 2025	22 June 2025	23 June 2025	all days
Sum	1,672	1,428	1,338	4,438
Max	252	193	252	252
Min	57	93	111	57
Median	138.5	122	148.6	127.5
Average	139.3	129.8	125	138.7

### Live watch time in minutes of Industry Sessions per day (virtual)

Value	21 June 2025	22 June 2025	23 June 2025	all days
Sum	37,589	36,400	33,429	107,418
Max	4,764	6,341	5,250	6,341
Min	294	764	1858	294
Median	3,421.5	2,768	3,616	3,513
Average	3,133.2	3,309.1	3,714.3	3,357.1